

Regional Features of the Socio-economic Situation of the Population of the Belgorod Region in Modern Conditions

Oksana Vaganova

*Institute of Economics and management
Federal State Autonomous Educational
Institution of Higher Education
«Belgorod National Research
University»
Belgorod, Russia
vaganova@bsu.edu.ru*

Tatyana Goncharenko

*Institute of Economics and management
Federal State Autonomous Educational
Institution of Higher Education
«Belgorod National Research
University»
Belgorod, Russia
goncharenko@bsu.edu.ru*

Elena Gorbunova

*Institute of Economics and management
Federal State Autonomous Educational
Institution of Higher Education
«Belgorod National Research
University»
Belgorod, Russia
gorbunova_e@bsu.edu.ru*

Victoria Martynyuk

*Institute of Economics and
management
Federal State Autonomous Educational
Institution of Higher Education
«Belgorod National Research
University»
Belgorod, Russia
826457@bsu.edu.ru*

Abstract—In conditions of financial instability, changes in the socio-economic situation of the population are observed. The article presents the main indicators that characterize the socio-economic situation of the population of the Belgorod region in 2019 in comparison with a number of previous years. An important characteristic of the socio-economic situation of the population is the dynamics of the population. The population indicator is multi-faceted, as it reflects the impact of many socio-economic factors. Its value is affected not only by the birth rate, but also by mortality, as well as by the migration growth of the population. Life expectancy depends not only on the biological characteristics of a person, but also on the living conditions, and this is the quality of food, the level of medical care, the nature of work and rest, and many other factors. The transformation of the economic behavior of households as a natural reaction to the changed living conditions can be observed in the form of naturalization of rural households. Such a dropout of their members from the sphere of social production can be considered negative, at the same time, the development of individual entrepreneurship and farms is a positive phenomenon. A significant role in the study of the standard of living in our country belongs to sociological studies conducted by Rosstat and various research organizations, including annual monitoring of the socio-economic situation of the population at the regional level. The analysis of statistical information is performed using. In the course of the analysis of socio-economic factors, it is possible to apply specific, atypical indicators for Russian models. These indicators include the proportion of people who do not change their place of residence for a certain period of time; the dynamics of real estate prices; the time it takes to get to work; demographic indicators of a particular area; the number of housing units, indicators of the use of agricultural land. Thus, strategic changes in the economic behavior of the

population in the markets occur as a result of the transformation of values, institutions and organizations.

Keywords—*socio-economic situation of the population, demographic indicators of the Belgorod region, the structure of income and consumption of the population.*

I. INTRODUCTION

In the context of changing external economic factors, private Finance becomes the most vulnerable part of the financial system. Economic instability and external influences affect the financial vulnerability of broad segments of the population, which is reflected in the form of a decrease in real and nominal household incomes, the loss of part of pension savings and the growth of social polarization, pessimistic expectations and increased social tension in society [6, p.81].

II. METHODOLOGY

The main characteristic of the standard of living of the population are indicators of final consumption. The state of the consumer market, the dynamics of prices and the level of income of the population have a direct impact on the level of consumption. The study of income source diversification in order to adapt to changing external conditions allows applying various methods for making scenario forecasts of the economic and demographic situation of the population.

III. RESULTS AND DISCUSSION

The economic stability of society and the direction of major changes in our country largely depend on solving the problem of improving the standard of living of the

population. These tasks require the state to make effective management decisions, develop effective socio-economic mechanisms aimed at improving the standard of living of the population and finding growth points and reserves. The problem of raising the standard of living is one of the key tasks facing both domestic science and practice, since the socio-economic and political stability of the country depends on its solution. The variety of points of view on this problem indicates the complexity and significance of this concept, and the definitions that have an integrated nature most fully reflect modern conditions and make it possible to consider this category in a voluminous and complex way.

An important characteristic of the socio-economic situation of the population is the dynamics of the population. According to the assessment of the Territorial body of the Federal state statistics service for the Belgorod region based on data obtained from enterprises, organizations, and the population through censuses and sample surveys [2] at the end of 2019, the population of the Belgorod region was 1549,151 people. Only in 2015, the number was higher and amounted to 1550137 people, and in 2016 1552865 people, which is 0.064 % and 0.24% higher than in 2019. In other periods, starting from 2000, the population of the region was below the level of 2019. At the same time, the share of the working-age population in 2018 was 54.85 %, the population younger than the working-age 16.94 % and older than the working-age 28.21 % [4]. For the entire analyzed period from 2000 to 2019, there is a natural decline in the population (Fig. 1).

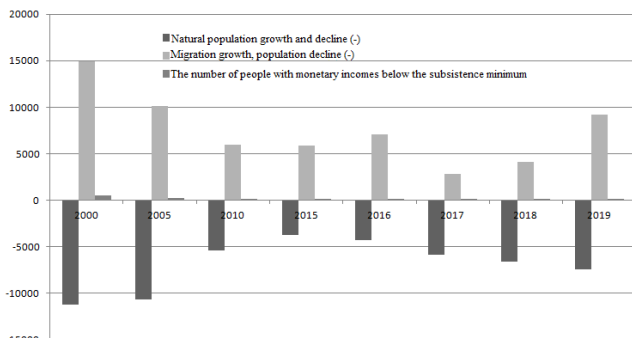


Fig. 1. Natural and migration population growth Belgorod region in 2000-2019, people

The population indicator is multi-faceted, as it reflects the impact of many socio-economic factors. Its value is affected not only by the birth rate, but also by mortality, as well as migration growth of the population. In addition, the life expectancy of the population is also reflected, and it depends not only on the biological characteristics of a person, but also on the living conditions, such as the quality of food, the level of medical care, the nature of work and recreation, and many other factors.

The importance of assessing the demographic situation is confirmed by the decree of the President of Russia approving The concept of demographic policy of the Russian Federation for the period up to 2025. The concept was approved "in order to consolidate the efforts of Federal state authorities, state authorities of the subjects of the Russian Federation, local self-government bodies of municipalities, organizations and citizens of the Russian Federation to ensure conditions for sustainable demographic development of the country" [1]. The situation in which the generation of children replaces the

generation of parents by only 60% is of great concern, and the country annually loses 700-800 thousand people. Since 1992, the death rate in Russia has steadily exceeded the birth rate. Data from recent years show an increase in the scale of population decline. Analysis of indicators for the Belgorod region showed that the average annual number of people employed in the economy is constantly increasing. So in 2000, the share of people employed in the economy from the total working-age population was 77 %, and in 2019, 88.67% [4]. This is possible by reducing the number of unemployed, attracting the population older than working age, etc. (Fig. 2).

Transformation of economic behavior of households as a natural reaction to the changed living conditions can be observed in the form of naturalization of rural households. Such a dropout of their members from the sphere of social production can be considered negative, while the development of individual entrepreneurship and farms is a positive phenomenon.

The share of rural and urban population is changing in favor of the latter, despite the fact that the Belgorod region is one of the agrar regions where agricultural activity is very developed. So as of 01.01.2020, out of the total population of the Belgorod region of 1549151 people, the urban population was 1045518 people or 67.5%, and the rural population was 503633 people or 32.5%. In addition, the share of agricultural and non-agricultural activities is changed [7, p. 145]. This proportion increases as we move from the poor to the wealthier. More affluent households have a larger share of non-agricultural sources of income. The "Strategy for the development of agro-industrial and fisheries complexes for the period up to 2030" lays down mechanisms for implementing the employment policy in rural households in the context of changing socio-economic conditions [2].

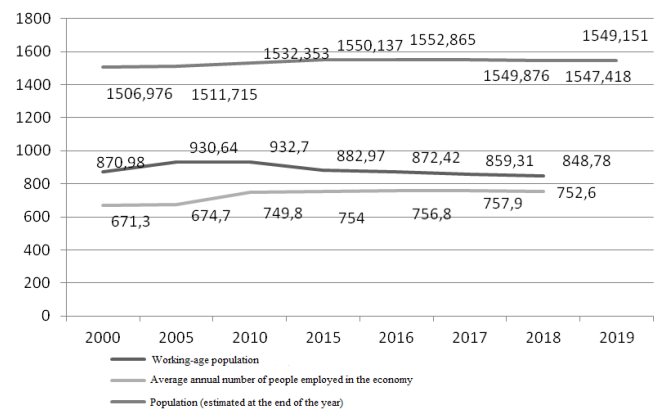


Fig. 2. Dynamics of the average annual number of people employed in the economy and the working-age population Belgorod region in 2000-2019, thousand people

In accordance with the position of a number of researchers, the standard of living is determined from the point of view of production, i.e. the starting point is the interdependence between the standard of living and social production. Characteristics of the consumption level of the population, the needs of the people, their development and their degree of satisfaction (change in income, expenditure and consumption of goods and services) are a key element in determining the standard of living, which is expressed in the number and quality of human consumption of goods and services. A broader interpretation of the concept of the

standard of living of the population involves describing the standard of living through the prism of socio-economic conditions that ensure the satisfaction of material and spiritual needs, including the environment, security, health status and other opportunities for meeting needs.

It should be noted that needs are characterized by a cumulative nature of growth, i.e. the appearance of new needs does not lead to the disappearance of old ones, while the formation of needs occurs both under the influence of subjective factors (tastes, inclinations, preferences, habits), but also objective ones, such as economic, socio-psychological and organizational. The list of needs varies depending on the classification chosen by the researchers. However, opportunities and conditions for their satisfaction are not taken into account. The formation of a new production system that can quickly reorient and adapt to new conditions has allowed to increase the volume of production, expand the range of mass products and create conditions for the emergence of new types of goods.

The needs for food and household items that provide a comfortable life are met faster in the conditions of mass production, and there is a transition to a new level that involves meeting the need for knowledge, realizing spiritual needs, and creative realization. Needs are formed to ensure the transition to a higher level of the Maslow pyramid. At the same time, the structure of consumption is currently becoming particularly important, having a significant impact on the growth of production, and in this sense, the number of criteria for assessing the standard of living is increasing. Consumer expenditures of households are part of monetary expenditures aimed at purchasing consumer goods and services [5, p. 38]. They do not include expenses for the purchase of works of art, Antiques and jewelry purchased as capital investments, payment for materials and construction and major repairs of residential or utility premises that are investments.

The increase in consumer demand is one of the main factors of growth in the Russian economy, but in 2019, against the background of worsening macroeconomic problems, consumer demand decreased, ceasing to be a stimulator of economic growth. As a result of higher inflation and the devaluation of the ruble in the country, there was a devaluation of wages and pensions of Russian citizens, an increase in unemployment, which continued in 2019. According to the Bloomberg Agency, which provides statistics from the Central Bank, retail sales and household incomes were falling in Russia. The index of physical volume of retail trade turnover decreased in most regions of the Russian Federation. This is an indirect evidence of a decline in the standard of living of the population. With the population's income continuing to fall, consumption began to increase, which may have been due to an increase in Bank lending, as citizens' debt on Bank loans increased. Consumer spending of households in the Belgorod region for 2019 is shown in figure 3.

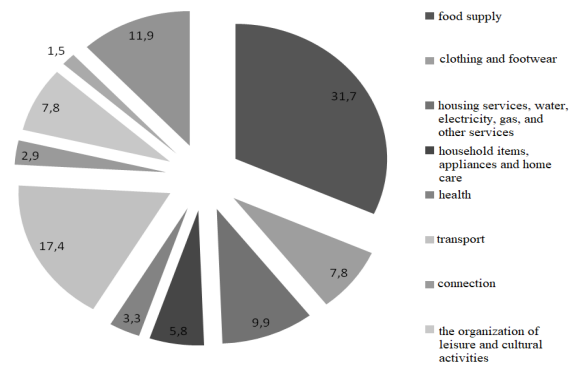


Fig. 3. Consumer expenses of households Belgorod region for 2019, %

The complexity of consumption processes and the modification of the structure of needs lead to the fact that consumers are trying to increase their satisfaction with the conditions and quality of life. Many quality of life indicators are difficult to quantify. However, it is possible to compare individual indicators of quality of life in different periods.

When assessing the standard of living, the leading role belongs to the income of the population. For example, a number of studies have revealed significant changes in the consumption structure of all population groups over the past 10 years. In addition, research shows that the current economic crisis in the Russian Federation in terms of sanctions is characterized by a significant fall in real incomes and rise in poverty in recent years, as well as the lack of financial and institutional capacity of the state, which led to a significant reduction in the level and quality of life of citizens.

A significant role in the study of the standard of living in our country belongs to sociological research conducted by Rosstat and various research organizations, including annual monitoring of the socio-economic situation of the population at the regional level. Statistical information is analyzed using the classification of individual consumption by purpose (COICOP). The main purpose of compiling such information resources is to obtain more complete information about the decline in the standard of living of the population of a particular region and identify social risks to eliminate them.

Currently, there is an approach in which the standard of living is initially considered both in terms of the characteristics of the level of consumption and the degree of satisfaction of needs, and in terms of the level of human development. It seems that the definition of having integrated more fully reflect current conditions and provide an opportunity to assess the level of life space and comprehensive manner, treating it as a complex multidimensional category that is dependent on a number of factors, including the composition and magnitude of the needs of society, the possibility of satisfying these needs, the political, economic and social situation in the country, the efficiency of the national economy, the level of scientific and technical progress, culture, education etc. A comparison of the incomes of the population of the Belgorod region is shown in figure 4.

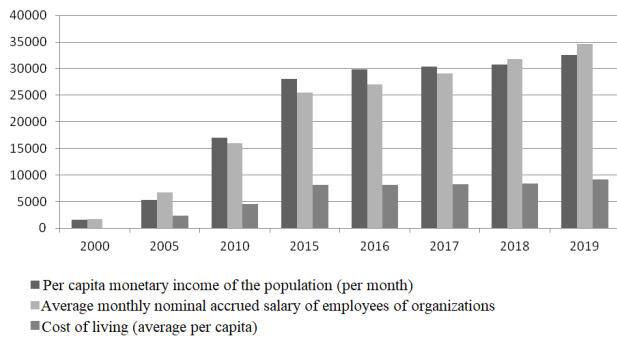


Fig. 4. Comparison of the subsistence minimum with the monetary income of the population of the Belgorod region for 2000-2019, rubles [4]

Analysis of the dynamics of the average monthly nominal accrued salary over the past five years shows that there is a steady increase in this indicator. Nevertheless, the growth rate of real incomes of the region's population was insufficient due to inflationary processes in the country caused by the crisis in the economy. Analyzing the data on the average pension size, we can conclude that its dynamics have been steadily growing over the past years, but not enough, since the real level of pension provision does not meet modern requirements in the conditions of continuing inflation. In accordance with the legislation, the minimum level of pension provision for citizens is set not lower than the regional subsistence minimum for pensioners. The amount of the subsistence minimum is determined quarterly on average per capita, as well as for three socio-demographic groups of the population and is set: in the Russian Federation as a whole. The study of the standard of living of the population at the territorial level should be carried out using a system of private indicators that characterize the dynamics of individual aspects of the standard of living, and depending on the goals of the study, they can be aggregated according to various criteria. One of the indicators of decent work recommended by the International labour organization from the list of indicators is inequality in income distribution-the Fund ratio (decile coefficient). In the Russian Federation, this indicator has been very high for a number of years, which negatively affects social tension in the country, posing a threat to social stability.

This high differentiation in the distribution of incomes over the past decade is one of significant problems of modern Russian society, because the value of decile ratio is 10, considered to be the critical level, and the figures for the Russian Federation exceeds this critical level by more than half. Note, however, that socio-economic differentiation is inherent in all without exception countries with a large number of regions where incomes and levels of economic development differ from each other at times, and completely overcome the difference in their level of socio-economic development impossible. At the same time, it is necessary to strive to reduce the degree of social stratification of society. An important characteristic of the changing socio-economic situation of the population is the diversification of income (table 1).

TABLE 1. DISTRIBUTION OF THE TOTAL MONETARY INCOME OF THE POPULATION OF THE BELGOROD REGION [4]

Indicators	Years							
	2000	2005	2010	2015	2016	2017	2018	2019
Cash income by group:								
- first (with the lowest income)	7,7	6,6	5,5	5,9	5,7	5,7	5,8	5,9
- second	12,5	11,5	10,3	10,6	10,4	10,5	10,5	10,6
- third	17,0	16,3	15,2	15,6	15,4	15,5	15,5	15,6
- fourth	23,1	23,0	22,7	22,8	22,7	22,8	22,8	22,8
- fifth (with the highest income)	39,7	42,6	46,3	45,1	45,8	45,5	45,4	45,1
Coefficient of funds (coefficient of income differentiation), in times	8,1	10,5	14,6	13,1	14,0	13,6	13,6	13,1
Gini coefficient (income concentration index)	0,319	0,357	0,403	0,389	0,398	0,394	0,393	0,389

Analysis of the dynamics of income differentiation in the Belgorod region indicates a significant disparity with positive dynamics. Despite some improvement in the situation in recent years, there have been no major changes in the dynamics in General, and the decline in the coefficient continues at a very slow pace. Of particular interest is the study of the dynamics of the decile coefficient of funds, confirming the differentiation of the Russian population by income, and especially this problem in this Russian regions such a high differentiation in the distribution of incomes over the past decade is one of significant problems of modern Russian society, because the value of decile ratio is 10, considered to be the critical level, and the figures for the Russian Federation exceeds this critical level by more than half. Note, however, that socio-economic differentiation is inherent in all without exception countries with a large number of regions where incomes and levels of economic development differ from each other at times, and completely overcome the difference in their level of socio-economic development impossible. At the same time, it is necessary to strive to reduce the degree of social stratification of society. The differentiation in income of the population has been somewhat reduced due to the large-scale redistributive policy of the state. At the same time, there is a noticeable intraregional differentiation of nominal wages. Despite the steady growth dynamics of this indicator, significant fluctuations remain in the Belgorod region.

By 2020, it is possible to note not only a decrease in the level of consumption, but also the level of savings, which means that domestic financial resources are limited. Savings of the population can have a contradictory impact on economic development and lead to the expansion and intensity of labor and economic functions of the household in the form of individual labor and business activities.

To maintain the level of consumption, the activity of economic behavior of the population increases in the form of expanding such economic functions of households as individual labor and business activities, family trade. The adaptation of consumer behavior of the population to changing socio-economic conditions manifests itself as behavioral reactions, as well as deeper changes in the economic role of households [8]. The actual final consumption of households in the Belgorod region in

comparison with the value of the gross regional product for 2019 can be traced in figure 5.

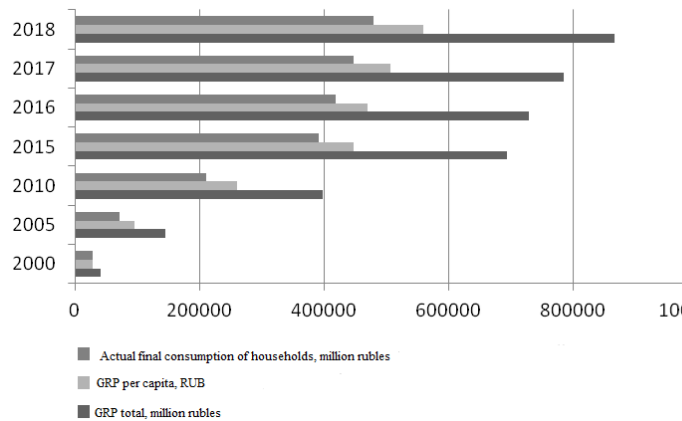


Fig. 5. Actual final consumption of households in comparison with the GRP value for 2019, million rubles

The ability to diversify income is an important element in strengthening the financial position of various segments of the population to provide food for the family (through the use of additional domestic labor). It should be noted that the growth of economic instability violates certain relationships between indicators that characterize the measure (norm) of labor and the measure of its payment within and above labor standards, which guarantee that the employee receives a salary corresponding to the actual results of labor and the price of his labor agreed between the employee and the employer. Employment is a significant socio-economic factor, since income is primarily generated from wages.

TABLE 2. DYNAMICS OF SOCIO-ECONOMIC INDICATORS FOR ASSESSING ECONOMIC DISPARITIES IN THE BELGOROD REGION IN 2010-2018 [11]

Indicators	Years									
	2010	2011	2012	2013	2014	2015	2016	2017	2018	
GRP, million rubles	398361.4	507839.8	545517.2	569006.4	619677.7	693379.4	729083.8	785254.1	865979	
% of the previous year	-	127.5	107.4	104.3	108.9	111.9	105.1	107.7	110.3	
Average annual cost of fixed assets in the economy, million rubles	628785	734496	859442	978495	1093967	1221059	1345277	1451342	1533200	
capital productivity	0.634	0.691	0.635	0.582	0.566	0.568	0.542	0.541	0.565	
% of the previous year	-	109.1	91.8	91.6	97.4	100.2	95.4	99.8	104.4	
Average annual number of employees, thousand people	693.5	698.1	700.1	700.2	699.1	754	756.8	757.9	752.6	
the capitallabor ratio	906.683	1052.136	1227.599	1397.451	1564.822	1619.442	1777.586	1914.952	2037.204	
% of the previous year	-	116.0	116.7	113.8	112.0	103.5	109.8	107.7	106.4	
Labour productivity	574.422	727.460	779.199	812.634	886.394	919.601	963.377	1036.092	1150.650	
% of the previous year	-	126.6	107.1	104.3	109.1	103.7	104.8	107.5	111.1	

The Belgorod region during the study period is characterized by stable stability, which is reflected in the growth rate of the main macroeconomic indicators. The value of such indicators as capital productivity and capital-to-weight ratio in the region is higher than the average for the subjects of the Central Chernozem macro-region. As for the trend of their changes, some instability can be noted for the return on capital (there is an increase in the indicator, then its decline), and the FOD is characterized by stable growth, but with a slowing down course of development (table 2).

If we compare the growth rate of GRP per capita and the labor productivity indicator, then, as can be seen from table 2, their calculations are almost identical. This may indicate

that our assumptions about the selection of indicators in the assessment of economic imbalances are correct. The most important indicator of the quantitative and qualitative characteristics of the economy is GRP, the dynamics of which for the Belgorod region is shown in figure 6.

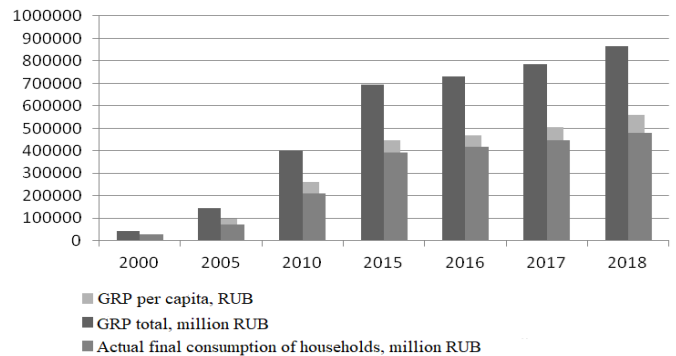


Fig. 6. Dynamics of GRP of the Belgorod region for 2000-2018 [3, p. 89]

The indicators shown in figure 6 show that gross profit is formed mainly in the manufacturing sector, against the background of a decrease in the share of remuneration of employees. The main factor affecting socio-economic asymmetry is the "quality of life of the population". Different living standards of the region's population are formed as a result of different rates of economic growth. This leads to demographic differences, the degree of urbanization, and socio-economic disparities. Accordingly, all these factors have a negative impact on the standard of living of the region's population and lead to its significant decline, undermining the social and economic stability of individual regions and the country as a whole. A number of the most acute socio-economic problems that most regions face are common and systemic in nature. Their solution is beyond the borders of individual territories and requires the active participation of Federal and regional authorities. These problems need theoretical understanding, in-depth analysis, and development of an appropriate development and support strategy.

During the analysis of socio-economic factors, you can use specific indicators that are not typical for Russian models. These indicators include the proportion of people who do not change their place of residence for a certain period of time; the dynamics of real estate prices; the time to work; demographic indicators of a particular area; the number of housing units, indicators of agricultural land use. Modeling of indicators of demographic development of individual territories allows you to use a wide range of baseline indicators for assessment purposes. For example, to model the population of a region, you can use such models and methods as: regression analysis (Fachin); the Schmitt model (Schmitt R.C.); The Swanson and Beck model (Swanson D., Beck D.); the Chi and Voss model (Chi G., Voss P.); land use allocation models (Land use allocation models) and others. Key indicators of regional socio-demographic differentiation of the Russian Federation territories in 2019 are shown in table 3.

TABLE 3. KEY INDICATORS OF REGIONAL SOCIO-DEMOGRAPHIC DIFFERENTIATION OF RUSSIAN TERRITORIES IN 2019

Indicators	The ratio of the maximum value of the indicator to its minimum level				
	For the Russian Federation as a whole	Belgorod region	Voronezh region	Kursk region	Lipetsk region
Gross regional product: per capita	16,08	14,11	12,1	13,3	17,01
Gross fixed capital formation	135,26	151,61	136,27	139,11	167,21
Fixed assets in the economy	413,68	396,18	468,28	287,18	721,38
Per capita monetary income of the population	5,86	4,74	6,27	3,92	6,41
Average monthly accrued salary of employees of organizations	4,11	3,98	4,21	3,14	3,69
Putting into operation the total area of residential buildings per 1000 people.	3,50	4,87	3,89	2,52	3,84
Retail trade turnover per capita	242,84	253,12	296,18	162,80	194,03
Fixed capital investment per capita	54,55	62,14	61,11	39,35	74,58

Calculated from the materials [4]

Indicators of population differentiation by income and property differentiation also characterize the differentiation of Russian regions. A certain level of these indicators can become a threat to the stability of society. The amount of personal income of citizens is one of the most significant factors of social differentiation. Financial crises are reflected in all aspects of financial and economic activity of households [8].

In the conditions of economic decline, in addition to low investment and business activity, not only low employment becomes characteristic, but also a reduction in the industry diversity and range of required specialties, a decrease in the effective demand of the population and subjects of industrial and economic activity. All resources of the household and society as a whole in the economy of survival are mobilized to maintain the very existence [9, C, 24]. In the development economy, there are resources to create reserve funds and to ensure this development through investment activity and employment growth in the future. The social system implements its protective mechanisms through the household, increasing the activity of their economic behavior-individual labor, business and agricultural activities in self-sufficiency in food. For many families, all economic functions are a means of generating the additional income needed to maintain falling living standards and escape poverty. Such activity in the implementation of household functions can be assessed as a barometer of the state of the national economy and social production, since with the improvement of the macroeconomic situation, such activity decreases, and homesteads become a place of recreation and healthy pastime.

Thus, we can conclude that in recent years, Russian society has changed and continues to change, and its important characteristic is the differentiation of the spatial development of regions, and the motivation remains the dominant economic behavior of Russian citizens.

IV. CONCLUSIONS

The main socio-economic indicators reflect the results of the state policy to regulate the standard of living of the population. The economic situation and lifestyle of households can be assessed through the prism of a system-forming determinant that forms the material and food security of the population. Demographic, socio-economic and institutional indicators of development allow us to identify areas that require special attention. A household development strategy based on appropriate policy decisions should aim at creating multiple sources of income for different segments of the population. And here it is important to emphasize that the problem of improving the standard of living is one of the key tasks facing both domestic science and practice, since the socio-economic and political stability of the country depends on its solution.

REFERENCES

- [1] On approval Of the concept of demographic policy of the Russian Federation for the period up to 2025: Decree of the President of the Russian Federation No. 1351 of October 9, 2007. URL: <https://base.garant.ru/191961/> (accessed 06.10.2020).
- [2] Strategies for the development of agro-industrial and fisheries complexes for the period up to 2030: decree of the Government of the Russian Federation № 993-R of April 12, 2020. URL: http://www.consultant.ru/document/cons_doc_LAW_350437/ (accessed 06.10.2020).
- [3] Regional project "Creation of a system of support for farmers and development of rural cooperation". URL: donland.ru/activity/2553/ (accessed 06.10.2020).
- [4] Belgorod region in numbers. 2020: Brief introducti. stat., Belgorodstat. 2020, 244 p.
- [5] O.S. Belokrylova, Yu. V. Filonenko, E.V.Fursa "Forms of household poverty in the theoretical coordinates of modern consumer standards", Journal of economic regulation (regulation of the economy), vol. 3 (4), 2012, pp. 34-42.
- [6] M.V. Vladyka, T.V. Goncharenko, A.A. Gulko, Household finances: a popular science book, 2011, 144 p.
- [7] T.V. Kushnarenko, V.A. Makeev, M.G. Debesai, "Income Diversification and adaptation of rural households to climate change", Financial research, № 2 (67), 2020, pp. 140-153.
- [8] M.V. Vladyka, T.V. Goncharenko, A.A. Gulko "Socio-economic situation of the Russian population in the context of the financial crisis", Financial and credit activity: problems of theory and practice, vol 1, № 12, 2012. URL: <http://fkd.org.ua/article/view/28886>.
- [9] T.V. Goncharenko, Activation of labor and economic functions of households in the conditions of changing socio-economic situation, 2011, 160 p.
- [10] Scientific report. 2014-2015. Economic crisis-social dimension, 2016, 145 p.
- [11] Federal state statistics service. URL: http://www.gks.ru/wps/wcm/connect/rosstat_main/rosstat/ru/statistics/enterprise/ (accessed 06.10.2020).